

ELLISSE[®] hp

The portable air conditioner to **heat** and **cool**.

ELLISSE HP Cod. 01174








Italian Design by Dario Tanfoglio

FEATURES

Cooling capacity: 10.000 BTU/h*
Nominal cooling capacity: 2,4 kW**
Energy Class: **A++**
Sound power: **48 dB (A) 62**
Rated energy efficiency index: EER 2,7**
Nominal efficiency coefficient in heating: COP 3,1**
Multifunction remote control
LCD Display
Timer 12h
Practical side handles
Wheels

FUNCTIONS

-  **Fan mode:**
Adjustable 2 fan speed. Fan only mode can also be used.
-  **Dehumidification mode**
-  **Auto mode:** automatic operation which regulates cooling in relation to the ambient temperature to optimize energy consumption.
-  **Sleep mode:** gradually increases the temperature set and ensures reduced noise for greater wellbeing at night.
-  **Turbo mode:**
Maximum fan speed.
Extra cool.

A++

HIGH EFFICIENCY TECHNOLOGY

COP = 3.1**

Energy class A++ in heating

Energy class A in cooling.



REMOTE CONTROL

Multifunction remote control.







HEAT PUMP

Heat pump air conditioner. Thanks to this feature you can replace traditional heating in intermediate seasons or support it (in heat pump mode condensation drain is necessary).

* 35°C/80%UR

** In accordance with regulation EN14511

			ELLISSE HP®
Product code			01174
Rated cooling capacity (1)	P rated	kW	 2.4
Maximum cooling capacity (35°C / 80%UR)		BTU/h	10000
Rated heating power (1)	P rated	kW	2,40
Maximum heating capacity (1)		BTU/h	9600
Rated absorbed power in cooling mode (1)	PEER	kW	0,90
Rated current in cooling mode (1)		A	3,90
Rated absorbed power in heating mode (1)	PCOP	kW	0,80
Rated current in heating mode (1)		A	3,44
Rated efficiency energy ratio (1)	EERd		2,7
Rated Coefficient of performance (1)	COPd		3,1
Energy efficiency class in cooling mode (1)			
Energy efficiency class in heating mode (1)			
Thermostat off mode power consumption	PTO	W	29,0
Standby mode power consumption (EN 62301)	PSB	W	1,0
Hourly electricity consumption for single duct(1) cooling function	QSD	kWh/h	0,9
Hourly electricity consumption for single duct(1) heating function	QSD	kWh/h	0,8
Power supply voltage		V-F-Hz	230-1-50
Minimum/maximum power supply voltage		V	198 / 264
Maximum absorbed power in cooling mode (1)		W	880
Maximum current absorption in cooling mode (1)		A	3,90
Maximum absorbed power in heating mode (1)		W	850
Maximum current absorption in heating mode (1)		A	3,80
Dehumidification rate		l/h	1,0
Room air volume (max/med/min)		m³/h	410 / 345 / 255
Outdoor air volume		m³/h	430
Ventilation speed			3
Flexible pipe (length x diameter)		mm	1500 x 120
Maximum remote control range (distance/angle)		m / °	8 / ±80°
Dimensions (Width x H x Depth) (without packaging)		mm	460 x 767 x 395
Dimensions (Width x H x Depth) (with packaging)		mm	484 x 852 x 448
Weight (without packing)		Kg	29
Weight (with packing)		Kg	33
Sound power level (indoor only) (EN 12102)	LWA	dB(A)	 62
Sound pressure level (min-max)		dB(A)	41-48
Protection level			IP 10
Refrigerant gas*		Tipo	R410A
Global warming potential of refrigerant	GWP	kgCO2 eq.	2088
Refrigerant gas charge		kg	0,46
Maximum operating pressure		MPa	3,60
Maximum operating pressure (low pressure side)		MPa	2,10
Power cable (N° pole x section mm²)			3 x 1,5
Fuse			10AT

LIMITS OF OPERATING CONDITIONS

Indoor Ambient Temperature	Maximum temperature in cooling	DB 35°C - WB 32°C
	Minimum temperature in cooling	DB 16°C
	Maximum temperature in heating*	DB 27°C - WB 19°C
	Minimum temperature in heating*	DB 7°C
Outdoor Ambient Temperature	Maximum temperature in cooling	DB 43°C - WB 32°C
	Minimum temperature in cooling	DB 18°C - WB 16°C
	Maximum temperature in heating*	DB 27°C - WB 19°C
	Minimum temperature in heating*	DB 7°C

(1) TEST CONDITIONS: data refers to regulation EN14511

*hermetically sealed equipment containing fluorinated gas