CA WE D E RANGE
Centrifugal duct fans for external wall

PRODUCT SPECIFICATIONS

Designed for silent extraction from kitchens, bathrooms, utility rooms, cellars, garages, public spaces such as bars and shops, and workplaces such as workshops and laboratories.

- **6 models:** CA 100 WE D, CA 125 WE D, CA 150 Q WE D, CA 150 WE D E, CA 160 WE D E, CA 200 WE D E.
- P04 sheet steel structure painted with polyester paint which is resistant to atmospheric agents.
- Induction motor with external rotor, manual reset thermal protection device.
- Two speeds.
- Backward curved centrifugal impellers.
- High efficient ball bearing motors.
- Motor support flange in mineral charged PP.
- Low noise emissions.
- Low specific consumption.
- PVC made gravity shutters.
- Backdraught shutters.
- Automatic delivery outlet and protective grille closure avoids the risk of air re-entry and prevents foreign bodies from entering.
- Wide range of continuous operation temperatures between -25°C and +60°C.
- Protection rating IPX5.
- Insulation class: I ⏚ .

TECHNICAL DATA

Models	Code	W min/max	A min/max	RPM min/max	Max Airflow		Max Pressure		Lp dB(A)* min/max	Max °C	Kg
					m^3/h min/max	l/s min/max	mmH_2O min/max	Pa min/max			
CA 100 WE D	16091	60 - 80	0.26 - 0.35	1600 - 2380	200 - 330	56 - 92	29 - 37	284 - 363	38.3 - 50.1 (*)	60	4.6
CA 125 WE D	16092	60 - 80	0.26 - 0.35	1400 - 2325	215 - 380	60 - 106	30 - 39	294 - 383	36.3 - 49.5 (*)	60	
CA 150 Q WE D	16093	60 - 80	0.26 - 0.35	1760 - 2350	220 - 400	61 - 111	25 - 36	245 - 353	37.1 - 49.5 (*)	60	
CA 150 WE D E	16087	45 - 100	0.39 - 0.44	1230 - 2520	275 - 620	76 - 172	33 - 43	324 - 422	23.1 - 42.9 (**)	55	6.7
CA 160 WE D E	16088	45 - 100	0.39 - 0.44	1230 - 2520	280 - 660	78 - 183	36 - 45	353 - 441	22 - 37.5 (**)	55	
CA 200 WE D E	16089	45 - 100	0.39 - 0.44	1310 - 2530	310 - 680	86 - 189	33 - 44	324 - 431	20.9 - 39.1 (**)	55	

* Sound pressure level measured at 3 m in free field conditions with long-cased appliance in delivery mode in accordance with standard EN ISO 3741.
** Sound pressure level measured at 3 m in free field conditions with long-cased appliance in delivery mode in accordance with standard EN ISO 9614.

Electrical supply: 230 V ~ 50 Hz for CA WE D E models.
Electrical supply: 220/240 V ~ 50 Hz for CA WE D models.

DIMENSIONS

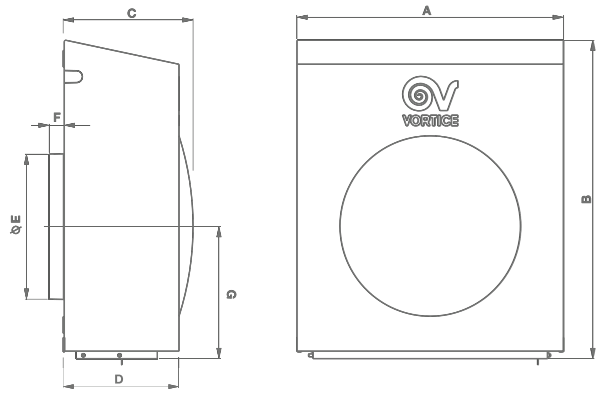

Models	A	B	C	D	Ø E	F	G
CA 100 WE D	262	345	127	113	97	20	-
CA 125 WE D							
CA 150 Q WE D							
CA 150 WE D E	360	430	173	155	147		178.5
CA 160 WE D E					157		
CA 200 WE D E					197		

Dimensions (mm)

SOUND LEVELS

Models	Code	125 Hz	250 Hz	500 Hz	1K Hz	2K Hz	4K Hz	8K Hz
CA 100 WE D	16091	61.9	65.8	62.2	62.1	61	59.5	50.6
CA 125 WE D	16092	59.7	64.5	62	61.7	60.6	58.4	49.8
CA 150 Q WE D	16093	65	62.5	60.3	61.5	60.7	59.4	51.1

CA WE D E RANGE
Centrifugal duct fans for external wall

PRODUCT ACCESSORIES

	Description	Code	Product
	C HCS Environmental sensor for humidity	12994	All products
	C PIR Passive infrared sensor	12998	
	C SMOKE Environmental sensor for air quality	12993	
	C TEMP Environmental sensor for temperature	12992	
	C TIMER Adjustable over-run timer	12999	
	DUO Speed controller	22914	16091 - 16092 - 16093
	C 1.5 Electronic speed controller 1.5 A	12966	All products
	C 2.5 Electronic speed controller 2.5 A	12967	
	KIT SCB Built-in controller adaptors for C 1.5 and C 2.5	22481	12966 - 12967

Description and size on page 52; System components on page 54

PERFORMANCE CURVES

CA 100 WE D Cod. 16091

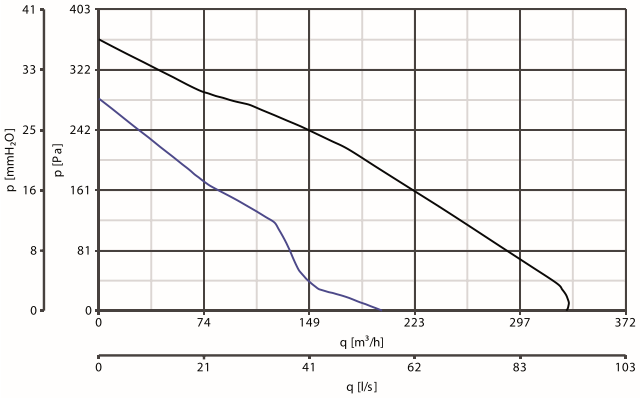

CA 125 WE D Cod. 160092

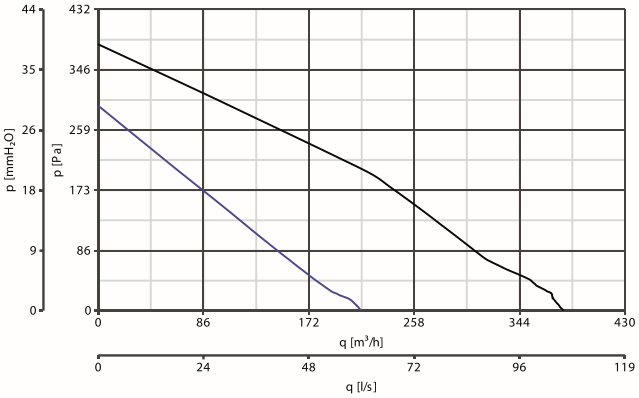

CA 150 Q WE D Cod. 16093

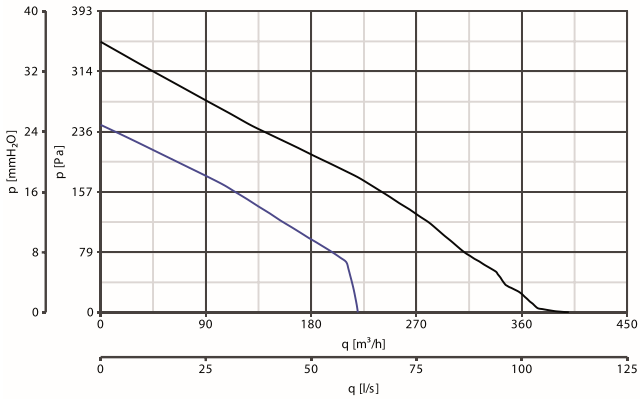

CA 150 WE D E Cod. 16087

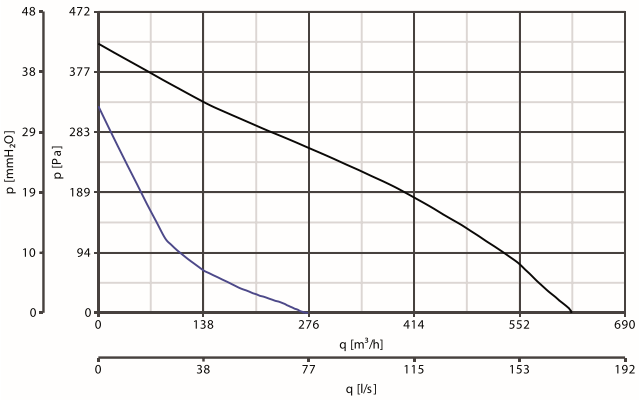

CA 160 WE D E Cod. 16088

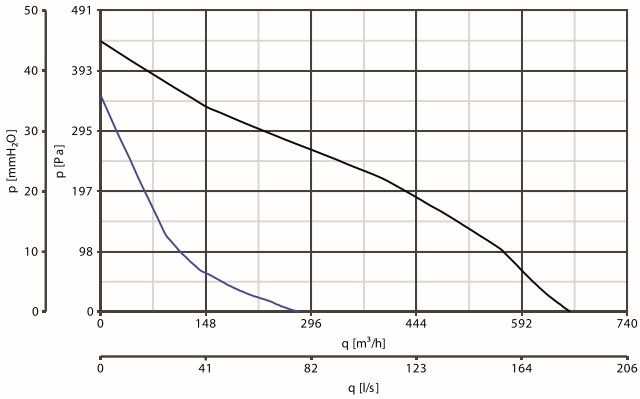

CA 200 WE D E Cod. 16089

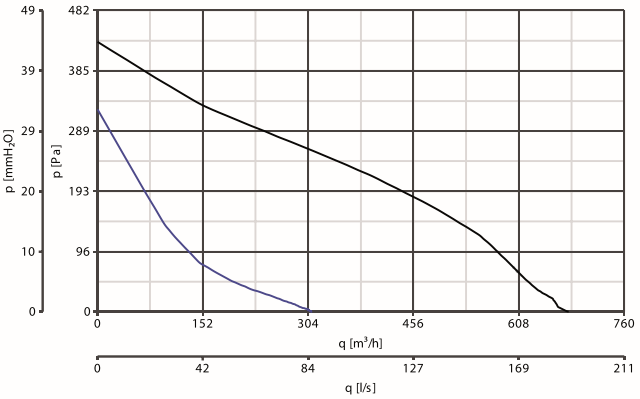

NEW

CA WE D EP RANGE
Centrifugal duct fans for external wall

PRODUCT SPECIFICATIONS

Designed for silent extraction from kitchens, bathrooms, utility rooms, cellars, garages, public spaces such as bars and shops, and workplaces such as workshops and laboratories.

- **6 models:** CA 100 WE D EP, CA 125 WE D EP, CA 150 Q WE D EP, CA 150 WE D EP, CA 160 WE D EP, CA 200 WE D EP.
- P04 sheet steel structure painted with polyester paint which is resistant to atmospheric agents.
- Induction motor with external rotor, manual reset thermal protection device.
- Two speeds.
- Backward curved centrifugal impellers.
- High efficient ball bearing motors.
- Motor support flange in mineral charged PP.
- Low noise emissions.
- Low specific consumption.
- PVC made gravity shutters.
- Backdraught shutters.
- Automatic delivery outlet and protective grille closure avoids the risk of air re-entry and prevents foreign bodies from entering.
- Wide range of continuous operation temperatures between -25°C and +60°C.
- Protection rating IPX5.
- Insulation class: I ⏚ .

TECHNICAL DATA

Models	Code	W min/max	A min/max	RPM min/max	Max Airflow m^3/h min/max	Max Airflow l/s min/max	Max Pressure mmH_2O min/max	Max Pressure Pa min/max	Lp dB(A)* min/max	Max °C	Kg
CA 100 WE D EP	16223	12 - 80	0.13 - 0.35	925 - 2390	68 - 252	18.8 - 70.0	18.3 - 38.6	180.0 - 379.4	38.3 - 50.1 (*)	60	4.6
CA 125 WE D EP	16224	12 - 80	0.13 - 0.35	880 - 2350	85 - 328	23.6 - 91.1	15.3 - 36.7	150.4 - 359.5	36.3 - 49.5 (*)		
CA 150 Q WE D EP	16225	12 - 80	0.13 - 0.35	870 - 2345	95 - 350	26.3 - 97.2	12.4 - 36.7	121.6 - 360.0	37.1 - 49.5 (*)		
CA 150 WE D EP	16226	38 - 100	0.36 - 0.44	1015 - 2520	215 - 625	59.7 - 173.1	27.2 - 45.5	267.1 - 466.6	23.1 - 42.9 (**)	55	6.5
CA 160 WE D EP	16227	38 - 100	0.36 - 0.44	1015 - 2520	235 - 660	65.2 - 183.3	30.1 - 45.2	295.7 - 443.9	22 - 37.5 (**)		6.75
CA 200 WE D EP	16228	38 - 100	0.36 - 0.44	1100 - 2495	245 - 680	60.0 - 188.8	24.9 - 44.3	244.4 - 434.3	20.9 - 39.1 (**)		6.8

* Sound pressure level measured at 3 m in free field conditions with long-cased appliance in delivery mode in accordance with standard EN ISO 3741.
** Sound pressure level measured at 3 m in free field conditions with long-cased appliance in delivery mode in accordance with standard EN ISO 9614.

Electrical supply: 220/240 V ~ 50 Hz for CA 100, 125, WE D EP and CA 150 WE D EP models.
Electrical supply: 230 V ~ 50 Hz for CA 150, 160, 200 WE D EP models.

Remote Control Unit
included

CA WE D EP RANGE | TECHNICAL DATA FOR REGULATION N° 1254/2014/UE

Models / Code		CA 100 WE D EP 16223	CA 125 WE D EP 16224	CA 150 Q WE D EP 16225	CA 150 WE D EP 16226	CA 160 WE D EP 16227	CA 200 WE D EP 16228
Supplier's name or trade mark	-	Vortice	Vortice	Vortice	Vortice	Vortice	Vortice
Nominal NRVU flow rate	m^3/s	0,06328	0,08097	0,09533	0,17219	0,18325	0,18492
Effective electic power input [kW]	kW	0,052	0,053	0,053	0,104	0,105	0,103
Declared typology	-	NRVU-U	NRVU-U	NRVU-U	NRVU-U	NRVU-U	NRVU-U
Type of drive	-	MSD	MSD	MSD	MSD	MSD	MSD
Type of heat recovery system HRS	-	None	None	None	None	None	None
SFPint	$W/(m^3/h)$	-810,96	-410,09	489,43	420,45	518,68	290,46
Face velocity at design flow rate	m/s	8,1	6,6	5,4	9,8	9,1	5,9
Nominal external pressure (?ps, ext) [Pa]	Pa	471	314	20	69	20	98
Internal pressure drop of ventilation components (?ps,int)	Pa	-234	-121	144	157	187	107
Internal pressure drop of non-ventilation components (?ps,add)	Pa	0	0	0	0	0	0
Static efficiency of fans used in accordance with Regulation (EU) N. 327/2011	%	28,8	29,5	29,5	37,4	36,1	36,8
Declared maximum internal leakage rate of the casing of ventilation units	%	N.A.	N.A.	N.A.	N.A.	N.A.	N.A.
Declared maximum external leakage rate of the casing of ventilation units	%	N.A.	N.A.	N.A.	N.A.	N.A.	N.A.
Energy performance energy or classification of the filters	-	N.A.	N.A.	N.A.	N.A.	N.A.	N.A.
Description of visual filter warning	-						
Casing sound power level	LWA [dB(A)]	50	50	50	43	38	39

* RVU-U: Unit Ventilation Residential - Unidirectional
** NRVU-U: Unit Ventilation Non Residential - Unidirectional
*** MSD: Multi-Speed Drive

CA WE D EP RANGE
Centrifugal duct fans for external wall

DIMENSIONS

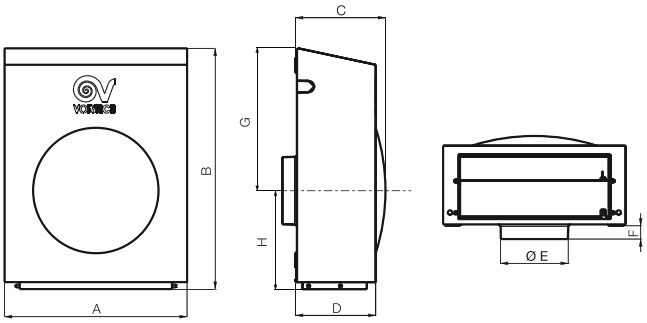

Models	A	B	C	D	Ø E	F	G	H
CA 100 WE D EP	262	345	127	113	97	20	205	142
CA 125 WE D EP					122			
CA 150 Q WE D EP	360	430	173		147		253	179
CA 150 WE D EP				155	147			
CA 160 WE D EP					157			
CA 200 WE D E					197			

Dimensions (mm)

PRODUCT ACCESSORIES

	Description	Code	Product
	C HCS Environmental sensor for humidity	12994	All products
	C PIR Passive infrared sensor	12998	
	C SMOKE Environmental sensor for air quality	12993	
	C TEMP Environmental sensor for temperature	12992	
	C TIMER Adjustable over-run timer	12999	

Description and size on page 52; System components on page 54

PERFORMANCE CURVES

CA 100 WE D EP Cod. 16223

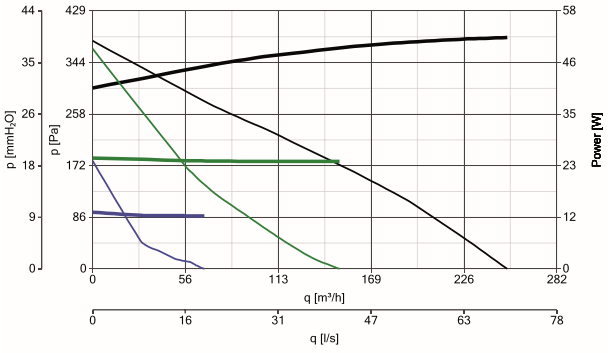

CA 125 WE D EP Cod. 16224

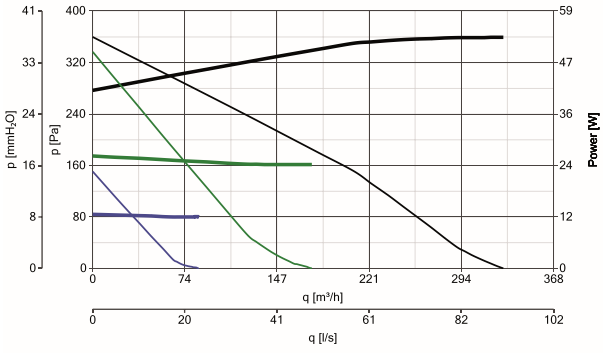

CA 150 Q WE D EP Cod. 16225

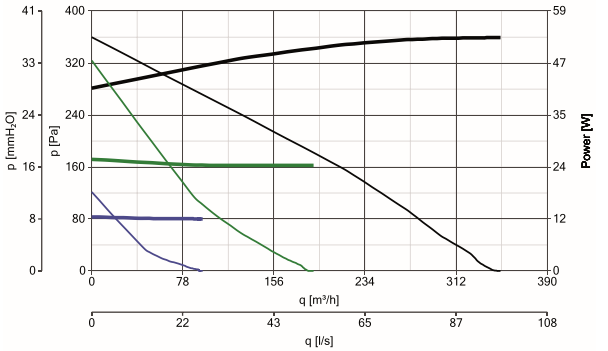

CA 150 WE D EP Cod. 16226

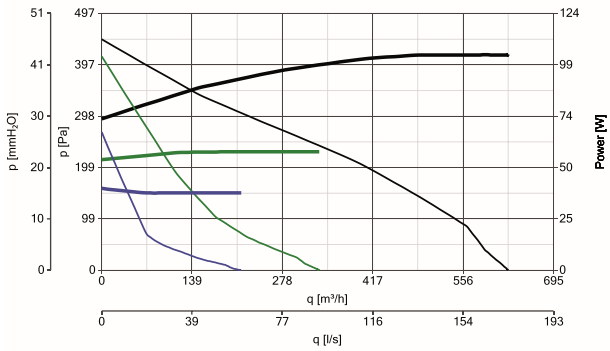

CA160 WE D EP Cod. 16227

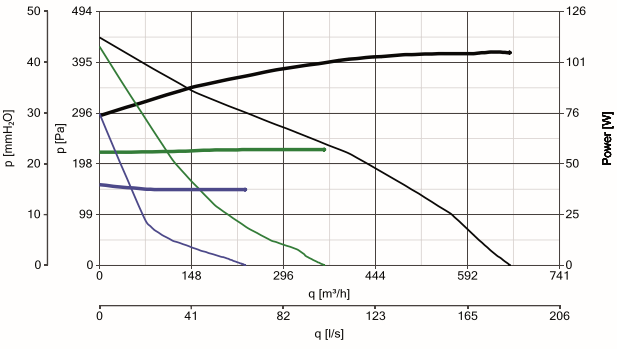

CA 200 WE D EP Cod. 16228

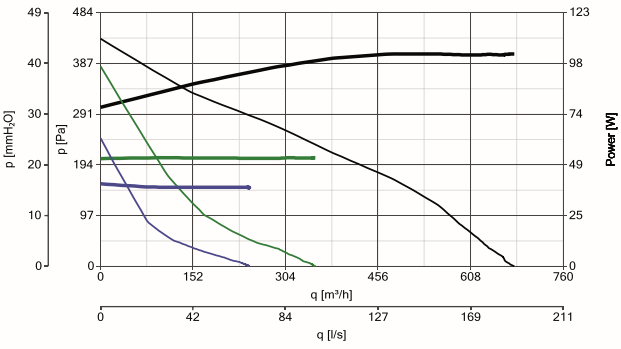

POWER CONSUMPTION
max
med
min

PERFORMACE CURVES
max
med
min